

PAHAQUE GROWS WITH THE TEARDROP INDUSTRY

www.cooltears.com

February
2019

COOLtears™
and tiny campers

14 GRANDKIDS & A TEARDROP



Camper built for Alaska
trip where bears roam


**BIG
WOODY**

Teardrop Campers

*Serious about building a
teardrop camper?*

Big Woody Camper
ULTIMATE KIT

\$899⁰⁰ plus shipping



Handcrafted Custom Campers.

Plans, kits, parts and accessories for the home builder!

BIG WOODY CAMPERS

715-271-0465 | www.bigwoodycampers.com

30 Seconds is all it takes to get started!!!



FAMILY TENT

Camping
 www.familytentcamping.com
 or call 866-917-4083

...life by the 'Drop



TCTEARDROPS

CUSTOM BUILT CAMPING TRAILERS

Office 715.842.0920 • Cell 715.573.7247
 Wausau, WI

www.tcteardrops.com

VINTAGE TECHNOLOGIES

America's largest supplier of Teardrop Trailer Parts





Parts, Trailers, Kits & Custom Builds
www.TeardropTrailerParts.com
 Contact us at (517) 741-5000
 frankbear007@ gmail.com

COOL Tears™

and tiny campers

Magazine

Vol. 7 No. 2

February 2019

8 COVER STORY

14 Grandkids and a Teardrop

By Tim Foley

5 LETTER FROM THE EDITOR

By Sarah Tucker

6 ON THE TEARDROP TRAIL: TEARDROP RAMEN

By Marilyn McCray

16 PAHAQUE GROWS WITH THE TEARDROP INDUSTRY

By Bob Phillips

20 CAMPER BUILT FOR ALASKA TRIP WHERE BEARS ROAM

By Bob Phillips

26 TEARDROP TIPS

By Craig Edevold



Editor

Sarah Tucker

Contributing Authors

Marilyn McCray

Tim Foley

Craig Edevold

© Copyright 2019 Cool Tears Magazine™ All Rights Reserved
Cool Tears Magazine™ is a trademark. Written materials submitted to Cool Tears Magazine™ become the property of Cool Tears Magazine™ upon receipt and may not necessarily be returned. Cool Tears Magazine™ reserves the right to make any changes to materials submitted for publication that are deemed necessary for editorial purposes. The content of this publication may not be copied in any way, shape or form without the express permission of Cool Tears Magazine™. Views expressed in the articles and reviews printed within are not necessarily the views of the editor, publisher, or employees of Cool Tears Magazine™.

Mailing Address:

Cool Tears Magazine

2600 NE Douglas St

Lee's Summit, MO 64064


Connect with us!



Letter from the Editor:

Football and Camping

It's Super Bowl Sunday here in the United States which calls for yummy food and cute commercials. Oh and a football game. Being a born and raised Kansas City girl, I may still be a smidge bitter over the result of the AFC championship game in which my beloved Chiefs lost to the easy-to-hate New England Patriot. And so to ease my pain today, I choose to find links between football and our favorite past time, camping!



In early 2017 Camping World signed an agreement with Florida Citrus Sports to be the new title sponsor of the game through 2020. And with this agreement, one of the largest camping companies in the world shot to the spotlight of the collegiate scene. Whether you are a Camping World fan or not, this sponsorship is sure to bring even more hype to our industry which can be a good thing. On December 28, 2018 Syracuse beat West Virginia 34-18 in the last edition of the Camping World Bowl.



If you Google the words Super Bowl and Camping, your browser will blow up with results for a campground located Grand Canyon country. This tiny 16 spot, dry campground resides in the Indian Creek corridor in what many consider to be the gateway to the Canyon. The undeveloped campground has 16 campsites, some of which have picnic tables, and none of which have fire grates. All are first-come, first-served. But towering cottonwood trees and plenty of open space make the campground comfortable and private. Bring your own water, and pack out all your trash.

And so as we all gather around our televisions this evening to enjoy a little American football, tasty treats and the most expensive commercial ads of the year, I hope this little magazine will be a bright spot as we await the BEST season of the year...CAMPING SEASON!

Until next time...enjoy every sunset!

SARAH TUCKER

Editor

Cool Tears Magazine™

sarah@cooltears.com





The Best Buying Experience and the Best Accessories for your Teardrop!

➡ Plus new arrivals, daily deals and live chat with our accessory experts!



10x10 Cottonwood Shelter



10x10 Cottonwood XLT



All Weather Cover




Side Mount Tent



Teardrop Lock



T@B Tent



Visit www.teardropshop.com or call Toll Free: 1-844-834-5701



THE APP FOR TEARDROPPERS!

Connect with the Teardrop Community!

- ✓ Status Updates
- ✓ Share Photos
- ✓ Likes & Comments
- ✓ Campsite Check-Ins
- ✓ Review Campgrounds
- ✓ Connect With Campers



Now available on iOS and Android!
<http://teardropnation.com>



ON THE TEARDROP TRAIL WITH MARILYN

Marilyn McCray is a published author of a cookbook titled *Canning, Pickling and Freezing with Irma Harding*, the International Harvester's fictional spokesperson. Marilyn and her partner, Jim Kerkhoff, travel in a beautiful teardrop to promote the book and she has graciously agreed to share some recipes with us in a regular column. Be sure to check out her book at teardroptrail.com/equipment-and-supplies/

TEARDROP RAMEN

Camping during the winter months presents special opportunities to try some new, hearty options. Have a warm, meal in the cold outdoors with this winter campfire cooking idea.


Ramen doesn't have to be the same old sodium flavor packets, filled with preservatives you knew in college. Create some interesting savory, flavors. Check out an Asian grocery store or the section in a supermarket for some new tastes for your ramen. When it's cold outside, the fewer the prep steps and less cooking time the better.

Serves 4

Ingredients

Sauce

- 6 cups chicken, beef, or vegetarian broth canned or in vacuum sealed packages
- 3 garlic cloves, peeled and minced
- 3 tablespoons soy sauce
- 2 tablespoons rice vinegar
- 2 teaspoons miso paste (I prefer white)
- 2 teaspoons Mirn
- 2 teaspoons sesame oil
- 1 teaspoon
- 2 cups fresh vegetables sliced into thin strips, carrots, bell peppers corn, onions, peas
- 8 shitake mushrooms - fresh or dried to boost the umami flavor



- Tofu for vegetarian options
- Pork, chicken, sliced into strips, shrimp or sea food mix
- 1- inch slice of ginger root, minced
- Canned beans
- 2 - 3.1 oz packages of Buckwheat Ramen noodles

Garnish:

- 4 green onions, sliced
- sesame seeds, sliced shitake mushrooms
- Sriracha sauce to taste

Variations

- Substitute dehydrated or freeze-dried vegetables, mushrooms, meat, jerky or sausages for unique flavor

14 GRANDKIDS & A TEARDROP



By **Tim Foley**

Taking 14 grandchildren camping with a teardrop is akin to eating an elephant. You take small bites. My wife and I built our teardrop camper in 2014 to tour old Route 66. We got to see our great country and met many fun people while camping. We wanted to take the grandkids on a trip but needed to come up with some place for them to sleep. Not looking for a bigger camper or wanting to rent two sites for another tent, I came across car-top campers and they seemed to be just what I was looking for.





With the sewing skills of my sister, Maureen, and welding skill of her husband, Barry, we modified a car-top camper to seal against the teardrop and built a removable platform for the grandkids. We call it the “Condo,” but to the kids it’s more like a tree house with a ladder to climb and their own space to hang out.

We have two daughters, Amanda and Kelley so our thought was to divide and conquer. It was important for us to take them before they were teenagers and they became smarter than us.

Our first trip was in 2015. We took four boys to the Badlands, a wild west town, the Corn Palace, Custer State Park, Mount Rushmore, Yellowstone and Arches National Parks. On the way we went on many hikes in different states and terrains; went whitewater rafting on the Colorado River, and saw





SIDE ENTRANCE TENT
for Teardrop Travel Trailers
Fits most brands & home-builts
Dressing Room
Porta potty
Mud Room
Pet Area
Privacy



CAMP-INN
www.tinycamper.com/tent

The image shows a silver teardrop trailer parked in a wooded area. A bright green side entrance tent is attached to the side of the trailer, providing an additional living space. The tent has a mesh screen door and is supported by poles. The trailer has a license plate that says "CAMP-INN".

U-BUILD WALL KITS

TURTLE UP TRAILERS

10' wall kits starting at \$845.61*

8' wall kits are starting at \$525.45 *

Offered in steel and aluminum.

*not including shipping fees



Turtle UP Trailers


Whether you are looking to buy a quality built teardrop, build your own teardrop with steel or aluminum walls, or just need parts for your teardrop build, Turtle Up Trailers has the answers you are looking for.

SAVE
30%

**ON QUALITY
TEARDROPS**

BEACON 6'X10
starts at \$12,000

SQUIRT 4'X8'
starts at \$4,999

 217-898-8404

 www.turtleuptrailers.com

 andrew@turtleuptrailers.com



parts of the country we had never seen.

Having survived that, we took two girls in 2016. Trying to mix it up a little bit, we toured some of Route 66, saw Lincoln's Home and Memorial, Arches, Zion, Jackson Hole, a Cowboy chuck wagon ride, the Tetons and Jenny Lake. We hiked and went white water rafting. Because they were girls, a stop at the Mall of America was required.

We thought we were done camping with the kids so we took off the "Condo" for a trip to South Carolina for our 40th wedding anniversary. Along the way, our oldest daughter, Amanda, adopted a group of six siblings. So in the summer of 2018, it was to divide and conquer time again.

We took four of Amanda's kids and one of Kelley's, who was too young to go the before. Fearing for our sanity, as they were younger kids, we took a shorter trip. We went to Brown County State Park in southern Indiana. It was a long weekend filled with





many hikes, horseback riding, and a nature walk with the Park Ranger and, of course, swimming until we were prunes.

After a three week break, we took the final three grandkids camping. We wanted to explore a different area of the country. We started in Brown County State Park with horseback riding and hiking. We then went to an amusement park in Santa Claus, Indiana; did more whitewater rafting and more hiking in West Virginia; visited Mammoth Caves, a Kentucky Horse Park and the Ark in Kentucky.

There is no better way to make a memory with your grandkids than to take them camping; getting them out of their environment, away from their electronics, challenge them physically, and show them parts of our country they have never seen or may never see again. All of these great memories started because of a teardrop adventure for two.





Cool Tears needs to hear from YOU!

Shoot an email with your story idea and if we use your idea we will send a FREE GIFT your way!



sarah@cooltears.com



HIT THE OPEN ROAD

*With Autow Brake on your trailer,
just plug and tow.*



The only electric brake control with nothing installed in the tow vehicle, 100% trailer contained. Period.



www.getautowbrake.com · getautowbrake.com

PAHAQUE GROWS WITH TEARDROP INDUSTRY

EST
1997



Custom Camper Solutions
Made in America



By **Bob Phillips**

For 22 years PahaQue (pronounced paa-hah-kay) has been designing and making tents and related camping comfort gear with a focus on quality and longevity. Over the years they've added products like hammocks and awnings. As camping trends changed, PahaQue has kept pace with new products, the latest being tents and covers for the teardrop campers.

Editor's Note: Over the next few months we will feature our advertisers; giving our readers an overview of the companies beyond information about their products found in normal advertising. We begin the series this month with PahaQue Wilderness, a Southern California-based division of Number 6 Brands, Inc.

"We formed PahaQue in 1997 with the goal of designing tents for campers who had moved away from hardcore backpack camping to more family-oriented, front-country style of camping," said Jeff Basford, one of the company's founders and president. "Our goal was to design tents and



shelters suited more towards family camping, but that delivered the same performance as high-end backpacking tents. Now we are seeing that same customer transition into yet another form of camping – teardrop trailer camping. As the family has matured and kids have moved on, these customers want to enjoy the outdoor lifestyle

without all the work associated with traditional tent camping. Also, a large percentage of these customers are entry-level campers; folks who never camped in a tent, but find trailer camping more appealing.

"Our most popular product today is our Visor trailer shade. We developed this



patent-pending product to provide quick shade and rain protection over the trailer doorway and have since adapted the design to fit many different trailer models and designs. It's affordable, easy-to-use, and ideal for short trips where our full tent or awning are not necessary."

The folks at PahaQue are all experienced campers and understand what enthusiasts want. Camping has always been one of the top-10 most popular forms of recreation in the U.S. and the industry has sought to attract younger families who will continue to enjoy camping, and teach their children the joys of camping and the outdoors.

"I think this bodes well for our industry both in the short and long term" Jeff said. "We feel very positive about the future of the industry in general and our business specifically. We are dedicated to developing products that provide real value to our customers. We produce most of our products domestically and quality is our primary goal. We back up our products with a lifetime warranty and solid customer service. We understand what is most important to our customers – quality designs, a fair price, and excellent customer service after the sale."

One of the most surprising things the PahaQue folks have learned about the teardrop industry

is how effective it has been at attracting entry-level campers; people who never tent camped, would never have considered camping as an activity until they discovered the ease, security, and affordability of teardrop camping.



“This is something that the traditional camping industry has struggled with over the years, but the teardrop industry has been very effective at attracting first-time enthusiasts. And I think a lot of the outdoor industry is finally awakening to this fact, and the huge growth that the teardrop industry is experiencing.

“We first heard it from a rancher friend, who claimed he learned it from his grandfather who was one of the first ranchers to bring longhorn cattle into Texas Canyon, Arizona. Generally, we take it to mean ‘happy trails’ in western vernacular.”

“We are proud of being one of the first manufacturers to recognize the need for external tentage and shelters designed specifically for teardrop trailers. We’ve led the industry in design, innovation, and quality. We always strive to develop new and improved designs and are proud of our achievements and our ability to produce most of our products in the U.S.

“In 22 years we’ve learned many lessons, but the most important of them all is understanding how important rock-solid customer service is. Sometimes products fail, and parts can break, but we strive to always be there to make it right for our customers.”

Now, where did that unusual company name come from? Jeff said they have never found an actual definition, but believe PahaQue is a general greeting or salutation, such as “que pasa” in Spanish, or “aloha’ in Hawaiian.

PahaQue
Has you covered!

<p>Trailer Cover, Shade and Tent Solutions for:</p> <ul style="list-style-type: none"> • Liberty Outdoors • R-Pod Trailers • T@B Trailers • Safari Condo • Aliner • Chalet • And more! 	<p>Custom Shop Services</p>
	<p>We'll take your concept from napkin drawing to finished product.</p>
	<p>Call us toll-free at</p>
	<p>888-700-TENT (888-700-8368)</p>
<p><i>All are available at</i></p>	<p>Poway, California pahaque.com pahaquecustom.com</p>

ALASKA



Camper built for Alaska trip where bears roam

By Bob Phillips

Diann Blackmon decided she wanted to tour Alaska as a post-retirement trip, but she wanted no part of tent camping in parks where bears roam. So, Bill, her husband of 33 years, decided to build a small trailer from the wheels up.

As Bill recounted, the conversation went something like this:

My wife came into my man cave and said “I have decided...”

“Okay, what?” I interrupted.

“I have decided that when I retire next year I want to take a trip to Alaska.”


“Great!” I responded. “We can take the Jeep and tent. It was at that point she informed me that would be perfect except she was not tent camping where there

were bears. That was June of 2016.”

Although Bill had never taken on such a project, he set out with simple design sketches to build a teardrop camper. It soon became evident that a teardrop just wouldn’t work for them.

“After talking with her about the design, she had some issues. She didn’t want a kitchen since all of our cooking stuff was set up for tent camping. Also, she wanted a little floor space for the Porta Potty too. So I threw out the plans for the teardrop and decided on a squaredrop.”





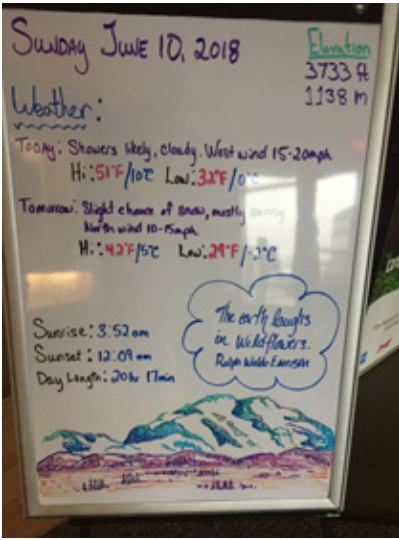
Bill literally built the trailer from scratch, using 2-inch square 3/16” wall tubing. He said it was probably overbuilt but he wanted a solid foundation for travel over rough terrain.

“With 40 years in construction and having been retired for 10 years, it proved to be a fun and enlightening build.”

“I skinned it with .040 white aluminum. 8 feet long, 5 feet wide, 4 feet tall, and it weighed in at 1,600 pounds. It took two months to get it ready for camping. I made small improvements on it over the next two years, adding an arm on the rear bumper for the ice chest that would allow me to swivel it out while camping and work as a table top too.

They named it “Away Wee Go” at the outset, but later dropped the “Away” to accommodate logo artwork.





But this isn't a build story; it's a travel story.

“We left our home in Louisiana on May 10, 2017, heading west. Our plan was to work our way over to California, visiting all the national parks for several days at each stop. Then we drove up the coast all the way into Canada. We had our trusty Mile Post magazine, all marked up for stops and gas along with attractions we wanted to see in Canada.

“We crossed into Alaska on June 3, 2017. We were on the road almost a month and we were having so much fun. We had 6,650 miles under our belts and still going strong! For brevity, I will just say we did





all the things you would expect in Alaska for the 10 days we were there. We would have loved to have stayed longer, but we had miles to go and our trip home was going to be awesome as well.

“We headed to Jasper National Park in Canada arriving on the June 16. Then for the next five days we made our way south through Banff National Park and Waterton National Park to Glacier National Park, where we spent five days. We pulled out on June 24. From there we went to Red Lodge, Montana, and traveled Beartooth Highway 212 with lots of snow

and people still skiing on the top. The views were awesome!





“We visited Yellowstone National Park, Grand Teton National Park and then headed down to Flaming Gorge National Recreation Area in Utah, arriving June 2. There was just too much to see and not enough time to see it all. We headed south on Highway 92, along the north side of Black Canyon of the Gunnison in Colorado and then on to Lake City, Colo., our go-to place for mountain Jeeping. We were there from June 28 to July 3 and only left because all the camping spots were booked for July 4, and we didn’t want to go into the boonies. We left Lake City and made our way down to Amarillo, Texas, where we stayed in the only motel during the trip. We arrived back home on July 4.

“We drove 13,970 miles in eight weeks and camped every night with the exception of the night in Amarillo. We camped boonies,

commercial, national parks, and lots of government camps in Canada. We showed off the “Wee Go” many times and answered lots of questions.

“The camper performed better than we could have expected. We wondered if we could be that close for so long in a small Jeep and camper without getting on each other’s nerves. The answer was a resounding YES! We started planning next year’s trip before we left Canada and as it stands right now that is where we are headed next year.

“If time moves as fast as it did on our trip we can get on to the next one shortly. We hope to see you on the road!”

Editor’s note – If you would like more information on the build, go to: <http://tnttt.com/viewtopic.php?t=66964>



TEARDROP TIPS



GENERAL TRAVEL TIPS

Even if you have a furnace, bring along a small electric heater. If the camp site has electric, why not save your propane. a 1000 watt or 1500 watt ceramic heater is large enough. Get one with a thermostat.

Wear flip-flops or water-proof shoes to shower to avoid getting any type of infection such as athlete's foot. They should be easy to slip on and off.

Every vehicle has a different "sweet spot" for fuel-efficient travel speed. Going even 5mph above the sweet spot can decrease mileage dramatically. You may need to experiment a bit to determine your vehicle's sweet spot.

Roof racks will have a significant effect on mileage. The bare bars alone can decrease mileage 1-3 mpg depending on roof rack style, teardrop style and tow vehicle. Carriers, baskets and gear attached to the bars then will have even more effect. This is due to the average teardrop camper being of a good aerodynamic design that is easily disrupted by a roof rack. Remove the racks and leave them home when not needed.

An easy way to make the bed and keep the sheets in place is to sew the bottom of

the flat sheet to the bottom of the fitted one. This is done just like waterbed sheets. Line up the centers of the bottom ends of the fitted and flat sheets. Then pin them together and machine stitch the two sheets together, sewing only between the two elastic corners of the fitted sheet. If you sew onto the elastic corners of the fitted sheet, you will tear both the stitches and sheets when you try to put them on the mattress.

A-twin size comforter and/or blanket will fit well on a queen-size teardrop bed. Anything larger tends to be too bulky to tuck in.

Using a queen-size fitted sheet and a full-size flat sheet works well. The full-size flat sheet allows about a 10" overhang on both sides of the bed, which can easily be tucked in. If you choose to use a queen-size flat sheet instead, there will be about a 15" overhang on both sides of the bed.

Have two sets of sheets for your bed. On the morning of your last stay, change the sheets when you make the bed. Now the bed is ready for the next trip. Just wash the first set when you get home and put them back in the trailer. Also, having the second set is nice if you spill something in the bed.

Before washing dishes, wipe off plates with used napkins for easier cleaning.

You cannot get water hot enough to “sterilize” dishes. It would burn your hands. Hot wash water only softens food, oil or grease faster. Hot rinse water only makes dishes hot so they air dry faster. A capfull of bleach added to rinse water will sterilize, even with cold water.

When stopping for a “rest break”, briefly place your hand on the tread of each of the tires on the tow vehicle and the camper. If one is hotter than the rest, that tire may have low pressure or be going bad.

99% of theft will be deterred by a coupler lock and locked doors/galley. Those who are not deterred by locks are serious criminals and are much harder to deter.

Because a teardrop camper is so small it is very easy for a thief to abscond with the camper by dragging it onto another trailer or a rollback wrecker (this does happen). This means that higher end locks and theft protection devices have a minimal advantage over simple locks. One great solution is to install a GPS asset tracker in the camper so it can be recovered easily if it is stolen. Let the police do the recovery!

Generally campgrounds are the safest place for the security of the camper due to the amount of “like-minded” traffic around you. Teardrop camper thefts tend to happen in alleyways and other hidden locations of more populated areas.

A special thank you to Craig Edevold with Camp Inn Trailers for these tips. Watch monthly for more great camping helps! www.tinycamper.com



Uncompromising quality.



CLASSIC TEARDROP STYLE

MODERN AMENITIES

QUALITY DESIGN & CRAFTSMANSHIP

PIKA STARTS AT \$11750

CLASSIC STARTS AT \$19850



www.timberleaftrailers.com



**Cool Tears
needs to hear
from YOU!**

*Shoot an email with
your story idea and if
we use your idea we
will send a FREE GIFT
your way!*



sarah@cooltears.com

#cooltearsmag

facebook

<https://www.facebook.com/CoolTearsMagazine/>
Freebie Friday - giveaways for swag from the Cool Tears store.



@cooltearsmag
Tag your 'grams with #cooltearsmag for a chance to be featured on our Instagram feed and in the magazine.

You Tube

https://www.youtube.com/channel/UCSaBN6uzzb9YSrcAT1_7IMA

Time for a new adventure. Videos of builds, tips and tricks.